


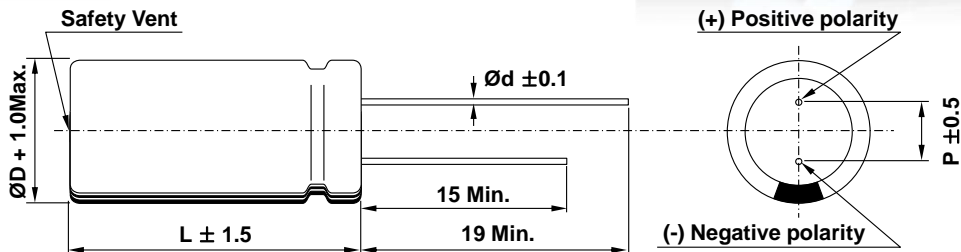
FEATURES

EDLC (Electric Double Layer Capacitor)

- High Power Density (Low ESR)
- Over 500,000 cycle life (semi-permanent)
- Short-term Peak Power assist applications
- RoHS compliant



Drawing



D	8	10, 13	16, 18
d	0.6		0.8
P	3.5	5.0	7.5

SPECIFICATION

ITEM	CHARACTERISTICS	
Product series	EDLC	
Rated Voltage (V_R)	2.5V	
Operating Temperature	-25 ~ +70 °C	
Capacitance Tolerance	-10 ~ +30%	
High Temperature Load Life	After 1,000 hours at V_R loaded under +70 °C, capacitors meet the following criteria.	
	Capacitance Change	≤ 30% of initial value
	ESR	≤ 2 times of specified value
	85°C Higher Temperature	Max. 2.1V
Cycle Life	Cycle	Over 500,000
	ΔC	≤ 30% of initial value
Characteristics	ESR	≤ 2 times of specified value
	Method	Cycle of Charge/discharge from V_R to $1/2V_R$
Shelf Life	2 Years	
	No Electrical Charge, Temperature below 70 °C	
	$(\Delta C : \leq 10\%$ of initial value / $\Delta ESR : \leq 50\%$ of specified value)	

2.5V SERIES - Lead terminal

Part Number	Rated Voltage (V)	Capacitance (F)	ESR (mΩ)		Max. Current (A)	Leakage Current (mA, 72hr)	Size (mm) D × L	Weight (g)	Volume (mℓ)
			AC(1kHz)	DC					
VEC 2R5 105 QG	2.5	1	400	600	0.5	0.002	08 x 13	1.2	0.7
VEC 2R5 155 QG		1.5	250	370	1.0	0.003	08 x 20	1.5	1.0
VEC 2R5 335 QG		3.3	220	370	1.5	0.007	08 x 20	1.7	1.0
VEC 2R5 505 QA		5	120	200	3.0	0.010	08 x 25	1.9	1.3
VEC 2R5 505 QG		5	150	220	3.0	0.010	10 x 20	2.2	1.6
VEC 2R5 705 QG		7	175	290	3.0	0.014	10 x 20	2.4	1.6
VEC 2R5 106 QA		10	120	205	4.0	0.020	10 x 25	2.8	2.0
VEC 2R5 106 QG		10	70	100	6.0	0.020	10 x 30	3.4	2.4
VEC 2R5 156 QG		15	70	100	7.5	0.030	13 x 25	4.7	3.3
VEC 2R5 256 QG		25	40	60	13.0	0.050	16 x 25	7.9	5.0
VEC 2R5 306 QG		30	30	45	15.0	0.060	16 x 30	10.0	6.0
VEC 2R5 506 QG		50	25	40	20.5	0.100	18 x 40	14.5	10.2
VEC 2R5 606 QG		60	25	40	22.0	0.120	18 x 40	15.5	10.2

* **Max. Current** : 1 sec. discharge to $1/2V_R$

* **When do module more than 2 series, please fully discharge over 1 hour first, then assemble right after within 1 hour.**

2.5V SERIES – Snap-in terminal

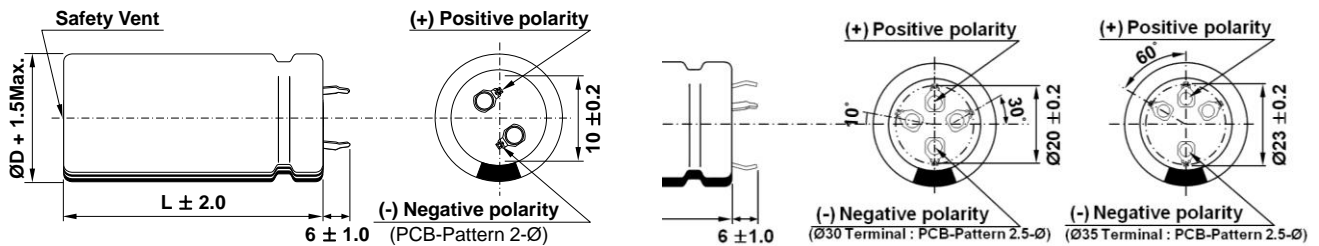
FEATURES

EDLC (Electric Double Layer Capacitor)

- High Power Density (Low ESR)
- Over 500,000 cycle life (semi-permanent)
- Short-term Peak Power assist applications
- RoHS compliant



Drawing



SPECIFICATION

ITEM	CHARACTERISTICS	
Product series	EDLC	
Rated Voltage (V_R)	2.5V	
Operating Temperature	-25 ~ +70 °C	
Capacitance Tolerance	-10 ~ +30%	
High Temperature Load Life	After 1,000 hours at V_R loaded under +70 °C, capacitors meet the following criteria.	
	Capacitance Change	$\leq 30\%$ of initial value
	ESR	≤ 2 times of specified value
	85°C Higher Temperature	Max. 2.1V
Cycle Life	Cycle	Over 500,000
Characteristics	ΔC	$\leq 30\%$ of initial value
	ESR	≤ 2 times of specified value
	Method	Cycle of Charge/discharge from V_R to $1/2V_R$
Shelf Life		2 Years
		No Electrical Charge, Temperature below 70 °C ($\Delta C : \leq 10\%$ of initial value / $\Delta ESR : \leq 50\%$ of specified value)

2.5V SERIES – Snap-in terminal



Part Number	Rated Voltage (V)	Capacitance (F)	ESR (mΩ)		Max. Current (A)	Leakage Current (mA, 72hr)	Size (mm) D × L	Weight (g)	Volume (mℓ)
			AC(1kHz)	DC					
VEC 2R5 127 QG	2.5	120	18	30	32.0	0.240	22 x 45	22.5	17.1
VEC 2R5 227 QG		220	14	22	47.0	0.440	25 x 60	38.5	29.4
VEC 2R5 367 QG		360	6	10	97.0	0.720	35 x 62	71.0	57.7
VEC 2R5 407 QG		400	6	10	100.0	0.800	35 x 72	76.0	69.2
VEC 2R5 507 QG		500	5	9	110.0	1.000	35 x 82	83.0	78.9

* **Max. Current** : 1 sec. discharge to $1/2V_R$

* **When do module more than 2 series, please fully discharge over 1 hour first, then assemble right after within 1 hour.**